

T Free CBD 3000mg Vanilla #SC3327

Lab ID: 132124-467-MH-2

METRC Batch: METRC Sample
Sample ID: 2204PHS0718.3112
Strain: T Free CBD 3000mg Van
Matrix: Ingestible
Type: Tincture
Sample Size: 1oz

Produced:
Collected:
Received: 12/23/2022
Completed: 12/23/2022
Batch: SC3327



Cannabinoids

Complete

ND mg/ml Total THC	103.335 mg/ml Total CBD	110.564 mg/ml Total Cannabinoids
------------------------------	-----------------------------------	--

Analyte	LOD	LOQ	Results	Results
	mg/g	mg/g	%	mg/ml
THCa	0.01	0.01	ND	ND
Δ9-THC	0.01	0.01	ND	ND
Δ8-THC	0.01	0.01	ND	ND
THCVa	0.01	0.10	ND	ND
THCV	0.01	0.10	ND	ND
THCo	0.03	0.10	ND	ND
CBDa	0.01	0.01	0.085	0.852
CBD	0.01	0.01	10.334	103.335
CBDVa	0.01	0.10	ND	ND
CBDV	0.01	0.10	ND	ND
CBN	0.01	0.10	0.182	1.817
CBGa	0.01	0.10	ND	ND
CBG	0.01	0.10	0.254	2.542
CBC	0.01	0.10	0.202	2.018
Exo-THC	0.01	0.10	ND	ND
(6aR,9S)-d10-THC	0.01	0.01	ND	ND
(6aR,9R)-d10-THC	0.01	0.01	ND	ND
Total THC			0.000	0.000
Total CBD			10.334	103.335
Total:			11.056	110.564

Total THC = (THCa * 0.877) + Δ9-THC; Total CBD = (CBDa * 0.877) + CBD
 LOQ = Limit of Quantitation; The reported result is based on a sample weight with the applicable moisture content for that sample; Unless otherwise stated all quality control samples performed within specifications established by the Laboratory. Cannabinoids: UHPLC, PDA, SOP 6.0, 16 CCR §5724 Microbial: qPCR, SOP 6.05, 16 CCR §5720 Foreign Material: SOP 2.02 16 CCR §5722, %H2O and WA: Moisture Balance, Rotronic, SOP 6.07 §5717



Rkeledj

Raquel Keledjian
Lab Director

Confident Cannabis
All Rights Reserved
support@confidentcannabis.com
(866) 506-5866
www.confidentcannabis.com



T Free CBD 3000mg Vanilla #SC3327

Lab ID: 132124-467-MH-2


METRC Batch: METRC Sample
Sample ID: 2204PHS0718.3112
Strain: T Free CBD 3000mg Van
Matrix: Ingestible
Type: Tincture
Sample Size: 1oz


Produced:
Collected:
Received: 12/23/2022
Completed: 12/23/2022
Batch: SC3327


Terpenes


Analyte	LOD	LOQ	Results	Results	
	mg/g	mg/g	mg/g	%	
β-Caryophyllene	0.42	1.25	3.80	0.380	
Linalool	0.42	1.25	2.45	0.245	
β-Myrcene	0.42	1.25	2.16	0.216	
Terpinolene	0.42	1.25	1.66	0.166	
α-Humulene	0.42	1.25	1.60	0.160	
cis-Nerolidol	0.13	0.39	1.15	0.115	
1,8-Cineole	0.42	1.25	ND	ND	
α-Bisabolol	0.17	0.50	ND	ND	
α-Pinene	0.42	1.25	ND	ND	
α-Terpinene	0.42	1.25	ND	ND	
β-Ocimene	0.42	1.25	ND	ND	
β-Pinene	0.42	1.25	ND	ND	
Camphene	0.42	1.25	ND	ND	
Camphor	0.42	1.25	ND	ND	
δ-3-Carene	0.42	1.25	ND	ND	
δ-Limonene	0.42	1.25	ND	ND	
γ-Terpinene	0.42	1.25	ND	ND	
Guaiol	0.17	0.50	ND	ND	
Isopulegol	0.42	1.25	ND	ND	
p-Cymene	0.42	1.25	ND	ND	
trans-Nerolidol	0.25	0.76	ND	ND	
Total			12.80	1.280	


Primary Aromas


Cinnamon


Lavender


Hops


Turpentine


Flowers

LOQ = Limit of Quantitation; The reported result is based on a sample weight with the applicable moisture content for that sample; Unless otherwise stated all quality control samples performed within specifications established by the Laboratory. Analyzed by GC-FID, SOP 6.02, 16 CCR §5725

Rkeledj

Raquel Keledjian
Lab Director

Confident Cannabis
All Rights Reserved
support@confidentcannabis.com
(866) 506-5866
www.confidentcannabis.com



T Free CBD 3000mg Vanilla #SC3327

Lab ID: 132124-467-MH-2

METRC Batch: METRC Sample

Sample ID: 2204PHS0718.3112

Strain: T Free CBD 3000mg Van

Matrix: Ingestible

Type: Tincture

Sample Size: 1oz

Produced:

Collected:

Received: 12/23/2022

Completed: 12/23/2022

Batch: SC3327

Pesticides

Pass

Analyte	LOD	LOQ	Limit	Results	Status	Analyte	LOD	LOQ	Limit	Results	Status
	PPM	PPM	PPM	µg/g			PPM	PPM	PPM	µg/g	
Abamectin	0.010	0.020	0.100	ND	Pass	Fludioxonil	0.010	0.020	0.100	ND	Pass
Acephate	0.010	0.020	0.100	ND	Pass	Hexythiazox	0.010	0.020	0.100	ND	Pass
Acequinocyl	0.010	0.020	0.100	ND	Pass	Imazalil	0.010	0.020	0.010	ND	Pass
Acetamiprid	0.010	0.020	0.100	ND	Pass	Imidacloprid	0.010	0.020	5.000	ND	Pass
Aldicarb	0.010	0.020	0.010	ND	Pass	Kresoxim Methyl	0.010	0.020	0.100	ND	Pass
Azoxystrobin	0.010	0.020	0.100	ND	Pass	Malathion	0.010	0.020	0.500	ND	Pass
Bifenazate	0.010	0.020	0.100	ND	Pass	Metalaxyl	0.010	0.020	2.000	ND	Pass
Bifenthrin	0.010	0.020	3.000	ND	Pass	Methiocarb	0.010	0.020	0.010	ND	Pass
Boscalid	0.010	0.020	0.100	ND	Pass	Methomyl	0.010	0.020	1.000	ND	Pass
Captan	0.010	0.020	0.700	ND	Pass	Mevinphos	0.010	0.020	0.010	ND	Pass
Carbaryl	0.010	0.020	0.500	ND	Pass	Myclobutanil	0.010	0.020	0.100	ND	Pass
Carbofuran	0.010	0.020	0.010	ND	Pass	Naled	0.010	0.020	0.100	ND	Pass
Chlorantraniliprole	0.010	0.020	10.000	ND	Pass	Oxamyl	0.010	0.020	0.500	ND	Pass
Chlordane	0.010	0.020	0.010	ND	Pass	Pacllobutrazol	0.010	0.020	0.010	ND	Pass
Chlorfenapyr	0.020	0.100	0.020	ND	Pass	Parathion Methyl	0.010	0.020	0.010	ND	Pass
Chlorpyrifos	0.010	0.020	0.010	ND	Pass	Pentachloronitrobenzene	0.010	0.020	0.100	ND	Pass
Clofentezine	0.010	0.020	0.100	ND	Pass	Permethrin	0.010	0.020	0.500	ND	Pass
Coumaphos	0.010	0.020	0.010	ND	Pass	Phosmet	0.010	0.020	0.100	ND	Pass
Cyfluthrin	0.020	0.020	2.000	ND	Pass	Piperonyl Butoxide	0.010	0.020	3.000	ND	Pass
Cypermethrin	0.010	0.100	1.000	ND	Pass	Prallethrin	0.010	0.020	0.100	ND	Pass
Daminozide	0.010	0.020	0.010	ND	Pass	Propiconazole	0.010	0.020	0.100	ND	Pass
Diazinon	0.010	0.020	0.100	ND	Pass	Propoxur	0.010	0.020	0.010	ND	Pass
Dichlorvos	0.010	0.020	0.010	ND	Pass	Pyrethrins	0.010	0.020	0.500	ND	Pass
Dimethoate	0.010	0.020	0.010	ND	Pass	Pyridaben	0.010	0.020	0.100	ND	Pass
Dimethomorph	0.010	0.020	2.000	ND	Pass	Spinetoram	0.010	0.020	0.100	ND	Pass
Ethoprophos	0.010	0.020	0.010	ND	Pass	Spinosad	0.010	0.020	0.100	ND	Pass
Etofenprox	0.010	0.020	0.010	ND	Pass	Spiromesifen	0.010	0.020	0.100	ND	Pass
Etoxazole	0.010	0.020	0.100	ND	Pass	Spirotetramat	0.010	0.020	0.100	ND	Pass
Fenhexamid	0.010	0.020	0.100	ND	Pass	Spiroxamine	0.010	0.020	0.010	ND	Pass
Fenoxycarb	0.010	0.020	0.010	ND	Pass	Tebuconazole	0.010	0.020	0.100	ND	Pass
Fenpyroximate	0.010	0.020	0.100	ND	Pass	Thiacloprid	0.010	0.020	0.010	ND	Pass
Fipronil	0.010	0.020	0.010	ND	Pass	Thiamethoxam	0.010	0.020	5.000	ND	Pass
Fonicamid	0.010	0.020	0.100	ND	Pass	Trifloxystrobin	0.010	0.020	0.100	ND	Pass

LOQ = Limit of Quantitation; The reported result is based on a sample weight with the applicable moisture content for that sample; Unless otherwise stated all quality control samples performed within specifications established by the Laboratory. Pesticide detection is determined by LCMS & GCMS, SOP 6.03 & 6.04, 16 CCR § 5719.



Rkeledj

Raquel Keledjian
Lab Director

Confident Cannabis
All Rights Reserved
support@confidentcannabis.com
(866) 506-5866
www.confidentcannabis.com



T Free CBD 3000mg Vanilla #SC3327

Lab ID: 132124-467-MH-2

METRC Batch: METRC Sample
Sample ID: 2204PHS0718.3112
Strain: T Free CBD 3000mg Van
Matrix: Ingestible
Type: Tincture
Sample Size: 1oz

Produced:
Collected:
Received: 12/23/2022
Completed: 12/23/2022
Batch: SC3327

Microbials

Pass

Analyte	Results	Status	Analyte	Results	Status
Aspergillus flavus	Not Detected in 1g	Pass	Aspergillus terreus	Not Detected in 1g	Pass
Aspergillus fumigatus	Not Detected in 1g	Pass	E. Coli	Not Detected in 1g	Pass
Aspergillus niger	Not Detected in 1g	Pass	Salmonella SPP	Not Detected in 1g	Pass

LOQ = Limit of Quantitation; TNC = Too Numerous to Count; Unless otherwise stated all quality control samples performed within specifications established by the Laboratory. Analyzed by qPCR, SOP 6.05, 16 CCR §5720

Mycotoxins

Pass

Analyte	LOD	LOQ	Limit	Results	Status
	µg/kg	µg/kg	µg/kg	µg/kg	
B1	0.001	0.005	4	ND	Pass
B2	0.001	0.005	4	ND	Pass
G1	0.001	0.005	4	ND	Pass
G2	0.001	0.005	4	ND	Pass
Total Aflatoxins			20	ND	Pass
Ochratoxin A	0.005	0.02	4	ND	Pass

LOQ = Limit of Quantitation; The reported result is based on a sample weight with the applicable moisture content for that sample; Unless otherwise stated all quality control samples performed within specifications established by the Laboratory. Analyzed by LCMS, SOP 6.03 & 6.04, 16 CCR §5721

Heavy Metals

Pass

Analyte	LOD	LOQ	Limit	Results	Status
	µg/g	µg/g	µg/g	µg/g	
Arsenic	0.0167	0.05	0.2	ND	Pass
Cadmium	0.0167	0.05	0.2	ND	Pass
Lead	0.0167	0.05	0.5	ND	Pass
Mercury	0.0167	0.05	0.1	ND	Pass

LOQ = Limit of Quantitation; The reported result is based on a sample weight with the applicable moisture content for that sample; Unless otherwise stated all quality control samples performed within specifications established by the Laboratory. Analyzed by ICPMS SOP 6.06, 16 CCR § 5723



Rkeledj

Raquel Keledjian
Lab Director

Confident Cannabis
All Rights Reserved
support@confidentcannabis.com
(866) 506-5866
www.confidentcannabis.com



T Free CBD 3000mg Vanilla #SC3327

Lab ID: 132124-467-MH-2

METRC Batch: METRC Sample
Sample ID: 2204PHS0718.3112
Strain: T Free CBD 3000mg Van
Matrix: Ingestible
Type: Tincture
Sample Size: 1oz

Produced:
Collected:
Received: 12/23/2022
Completed: 12/23/2022
Batch: SC3327

Residual Solvents

Pass

Analyte	LOD	LOQ	Limit	Results	Status
	µg/g	µg/g	µg/g	µg/g	
1,2-Dichloro-Ethane	0.33	1	1	ND	Pass
Acetone	0.33	1	5000	ND	Pass
Acetonitrile	0.33	1	410	ND	Pass
Benzene	0.33	1	1	ND	Pass
Butane	0.33	1	5000	ND	Pass
Chloroform	0.33	1	1	ND	Pass
Ethanol	0.33	1	5000	ND	Pass
Ethyl-Acetate	0.33	1	5000	ND	Pass
Ethyl-Ether	0.33	1	5000	ND	Pass
Ethylene Oxide	0.33	1	1	ND	Pass
Heptane	0.33	1	5000	ND	Pass
Isopropanol	0.33	1	5000	ND	Pass
Methanol	0.33	1	3000	ND	Pass
Methylene-Chloride	0.33	1	1	ND	Pass
n-Hexane	0.33	1	290	ND	Pass
Pentane	0.33	1	5000	ND	Pass
Propane	0.33	1	5000	ND	Pass
Toluene	0.33	1	890	ND	Pass
Trichloroethene	0.33	1	1	ND	Pass
Xylenes	0.33	1	2170	ND	Pass

LOQ = Limit of Quantitation; The reported result is based on a sample weight with the applicable moisture content for that sample; Unless otherwise stated all quality control samples performed within specifications established by the Laboratory. Analyzed by GCMS, SOP 6.01 CCR §5718



Rkeledj

Raquel Keledjian
Lab Director

Confident Cannabis
All Rights Reserved
support@confidentcannabis.com
(866) 506-5866
www.confidentcannabis.com

